



Australian Government

Department of Infrastructure, Transport,  
Cities and Regional Development

## Office of Road Safety: Update Seven – December 2019

### Year in Review

As the year draws to a close, the Office of Road Safety is pleased to share the final update for 2019. It has been a big year for road safety in the Commonwealth. In response to the Inquiry, the national agenda has refocused on road safety, with two federal Ministers devoted to road safety, a new Office of Road Safety, a new Joint Select Committee on Road Safety, and road safety now a standing agenda item at the Transport and Infrastructure Council.

### Road Safety Stakeholder Roundtable

Most recently, the Deputy Prime Minister hosted his second Road Safety Stakeholder Roundtable in Brisbane on 10 December 2019. The focus was on local government, and together stakeholders worked through how to improve local government capacity and capability to improve road safety outcomes on local roads. The Office of Road Safety made a commitment to participants to examine ways of improving access and understanding of existing local government road crash data sets and examples of best practice in local government that might be able to be picked up by other local governments in similar environments. To those who attended, we will distribute the outcomes of the Roundtable shortly.

### Australian Road Safety Foundation Christmas Event

Also on 10 December 2019, the Deputy Prime Minister and Assistant Minister Buchholz attended a Christmas road safety event hosted by the Australian Road Safety Foundation to remind people to use the roads safely over the Christmas holiday period. It was also attended by the Hon Mark Bailey MP, Queensland Minister for Transport and Main Roads, Assistant Police Commissioner Mike Keating and a number of key sponsors and road safety advocates. Nine Christmas trees, representing the number of children killed on Australian roads during the last Christmas holiday period, were adorned with 217 yellow ribbons representing the people who died due to road trauma during the same two month period. The Ministers, alongside Mr Russell White, founder of the Australian Road Safety Foundation, urged everyone to remember their responsibilities as road users and to take care on the roads during the busy Christmas season. It was a poignant reminder of the importance of our work, and the video can be viewed at <https://www.facebook.com/MichaelMcCormackMP/videos/436519793687978/>

### BITRE Update

BITRE has released the November 2019 national fatality figures (see attached). BITRE have been working to improve the accessibility of these figures, and their new infographic form is a great

improvement in conveying this important information. If you have any feedback on this, please don't hesitate to contact us.

## 2020

Next year will be busy. The Office will be leading the development of our once-in-a-decade opportunity to set the national priorities for road safety through the next National Road Safety Strategy. We will be reaching out to as many of you as possible between February and April next year to seek your views and shape the focus of the next Strategy. We look forward to working with you all in its development.

On behalf of the Office of Road Safety, we look forward to working with you all in the New Year to build on the outcomes to date and implementing new and innovative ways to reduce road trauma in Australia. Merry Christmas and Happy New Year.

### Attachments

- Attachment One – Road Deaths in Australia – November 2019

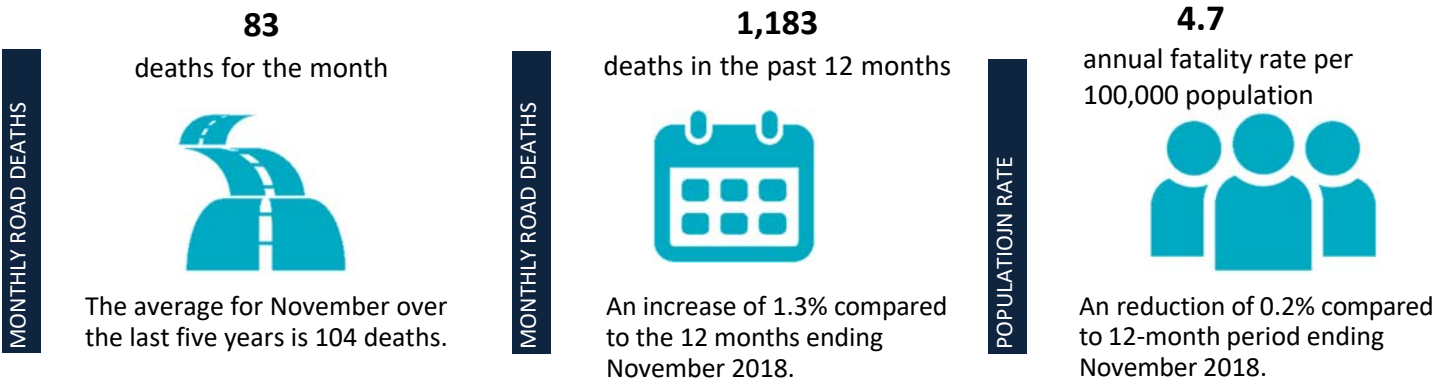
ADVICE OF PUBLICATION RELEASE



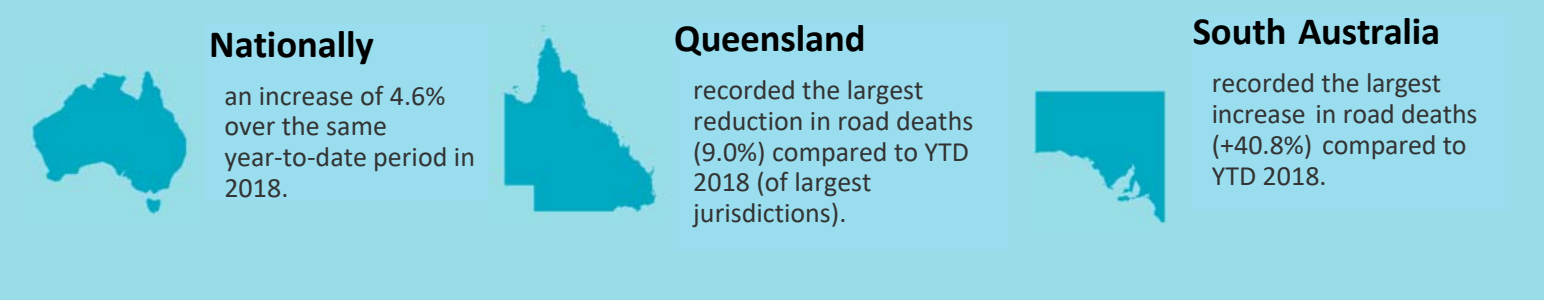
ROAD DEATHS AUSTRALIA  
November 2019 (revised 17 December 2019)



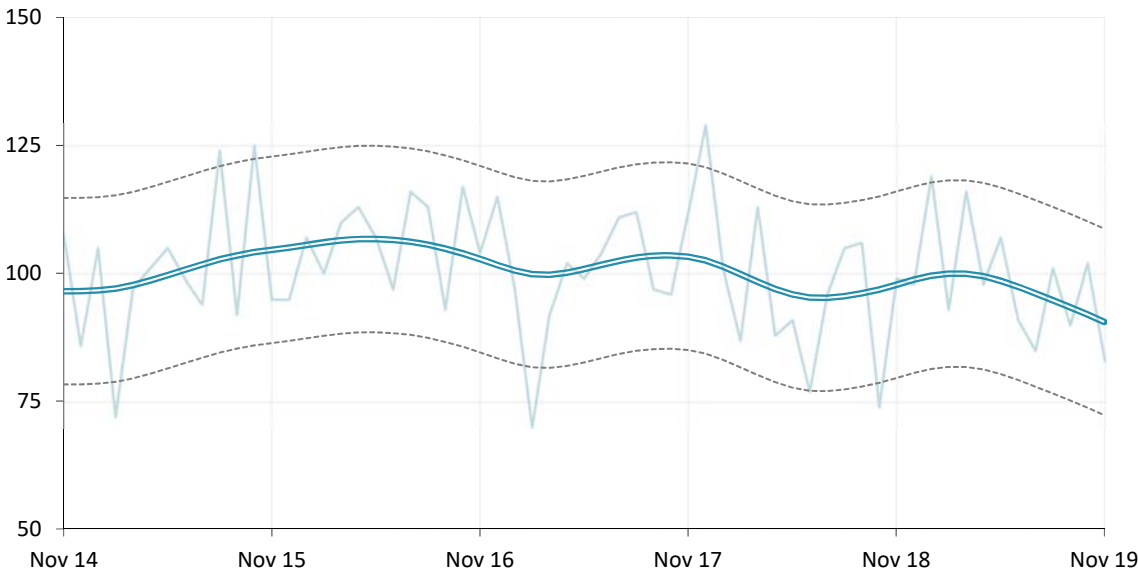
CURRENT MONTH AND LAST 12 MONTHS



YEAR TO DATE 2019 and 2018



MONTHLY ROAD DEATHS —LAST FIVE YEARS WITH TREND



STATE AND TERRITORY STATISTICS

STATE / TERRITORY	DEATHS Year to Date	% change	DEATHS Last 12 Months	% change	FATALITY RATE Last 12 Months	% change
New South Wales	330	+3.4 %	358	-0.3 %	4.4	-1.8 %
Victoria	248	+26.5 %	265	+17.8 %	4.0	+15.2 %
Queensland	201	-9.0 %	225	-8.2 %	4.4	-9.8 %
South Australia	100	+40.8 %	109	+36.3 %	6.2	+34.9 %
Western Australia	149	+2.8 %	162	-1.8 %	6.2	-2.9 %
Tasmania	28	-3.4 %	32	0.0 %	6.0	-1.3 %
Northern Territory	24	-48.9 %	27	-47.1 %	11.0	-46.7 %
Australian Capital Territory	5	-44.4 %	5	-44.4 %	1.2	-45.4 %
Total	1,085	+4.6 %	1,183	+1.5 %	4.7	-0.2 %

NOTE

Road deaths data are preliminary and subject to revision by jurisdictions

WEBSITES

For more information:  
[Monthly Road Deaths Dashboard](#)  
<https://www.bitre.gov.au/statistics/safety>  
<https://www.officeofroadsafety.gov.au/>